







# Your Post-Wedding Checklist






After you've said "I do," here's what to do!

The gifts have been unwrapped, the honeymoon sunburned has healed, and it's time to officially enjoy being married. From writing thank you notes to changing your name, tackle these post-wedding items to wrap up your walk down the aisle.


## 1 Week After the Wedding

- Return all rented clothing & equipment 
- Start writing & sending out thank you notes
- Clean & preserve your wedding dress 
- Change your last name, legally
  - Driver's license
  - Social Security
  - Passport
- Notify your employer of a name or address change and make any appropriate updates to your benefits 
- Review & update your financial accounts with your partner
  - Checking/savings accounts
  - Credit card accounts 
  - Student loan providers
  - Retirement accounts
  - Utilities
- Review & update your insurance policies with your partner
  - Life Insurance
  - Auto Insurance 
  - Health Insurance
- Change your last name on social media

## 2 Weeks After the Wedding

- Continue writing thank you notes 
- Return or exchange any unwanted wedding gifts
- Return any unused wedding decorations or favors 
- Sell or donate any gently used wedding decorations
- Write online reviews for your vendors 

## 1-2 Months After the Wedding

- Make sure all of your thank you notes have been sent
- Order or make your wedding album
- Create or update your will 



*Enjoy love, laughter & a happily ever after!*

Notes \_\_\_\_\_  
\_\_\_\_\_  
\_\_\_\_\_



Want to learn more about Direct Auto & Life Insurance?  
Visit us online at [DirectGeneral.com](http://DirectGeneral.com)